


# Generous Students™

## THE LIVE TO GIVE TOUR



3<sup>RD</sup> GRADE • TEACHER GUIDE

CHRISTIAN SCHOOLS



# Generous Students™

## THE LIVE TO GIVE TOUR

GENEROUS STUDENTS™: THE LIVE TO GIVE TOUR!

Copyright © 2023 by I Like Giving®

Written by: Dana Brady, Laura Formsma, Megan Shahabi, Christie Tallant, Kierstin Toth, Stacey Ziegler

Edited by: Susanna Aughtmon & Jack Aughtmon

Design: Chelcea Cummings & Tawney Kuhn

Unless otherwise noted, Scripture quotations are taken from the Holy Bible, New International Version®, NIV®. Copyright © 1973, 1978, 1984, 2011 by Biblica, Inc.™ Used by permission of Zondervan. All rights reserved worldwide. [www.zondervan.com](http://www.zondervan.com). The “NIV” and “New International Version” are trademarks registered in the United States Patent and Trademark Office by Biblica, Inc.™

Scripture quotations marked ICB are taken from the International Children’s Bible®. Copyright © 1986, 1988, 1999, 2015 by Thomas Nelson. Used by permission. All rights reserved.

Scripture quotations marked MSG are taken from THE MESSAGE, copyright © 1993, 2002, 2018 by Eugene H. Peterson. Used by permission of NavPress. All rights reserved. Represented by Tyndale House Publishers, a Division of Tyndale House Ministries.

Scripture quotations marked (NLT) are taken from the Holy Bible, New Living Translation, copyright ©1996, 2004, 2015 by Tyndale House Foundation. Used by permission of Tyndale House Publishers, Carol Stream, Illinois 60188. All rights reserved.

All rights reserved. No part of this book may be reproduced or transmitted in any form or by any means, electronic or mechanical, including photocopying and recording, or by information storage or retrieval system, without permission in writing from I Like Giving.®

Copyright © 2023 by I Like Giving®

Printed in the United States of America 2023

# Generous Students™ are — joyful, purposeful, kind, grateful world-changers!

Dear Teacher/Facilitator,

Welcome to Generous Students! This program is designed to transform the culture of your classroom by building hearts of Generosity in your students and providing practical tools for living a generous life.

Using The 7 Ways of Living Generously framework, you will discover a new language and approach that can be integrated into the daily rhythm of your classroom. Generous Students will impact discipleship, classroom management, and relationship building in a positive way.

Generous Students is designed by Christian educators for Christian educators. Our goal is to provide the perfect blend of biblically-based Social Emotional Learning (SEL), Christian character development, and high-quality learning materials. This program will enhance your Bible curriculum and support your school's core values.

Generous Students establishes clear expectations and standards for the way students treat one another while inviting parents/guardians to be part of the learning experience.

Generous Students will build a connected culture in your classroom. Students use their Generous Thoughts, Words, Time, Attention, Influence, Money, and Belongings to see and love others well. Our hope is that your classroom culture will shift and be transformed into an authentic community of Generosity. And we believe that you will be transformed as well!

Thank you for partnering with us to train up the next generation of givers! If you need support, please email our school partnership team at [teachersupport@generousclassroom.com](mailto:teachersupport@generousclassroom.com).

We're excited to have you with us on this tour. We're deeply grateful for your partnership.

— THE GENEROUS CLASSROOM TEAM

# TEACHER GUIDE OVERVIEW



## TEACHER TALK

All text shown in **bold** is provided as a teacher script. While this is a guide for easy implementation, you are welcome to go off the script. We encourage you to speak authentically from your personal experience.



## TOUR STOPS AT A GLANCE

- **LEARN THROUGH STORY** engages students with a powerful narrative. Narratives have the unique ability to captivate an audience, create an emotional connection between the character and readers, and tell an amazing story. In this section, students will watch an engaging film that demonstrates how God uses Generosity to impact the world.
- **INVITE GOD'S WORD** reminds students they can invite God's Word to shape their lives. Learning about God's Truth builds a solid foundation of hope and truth in students' lives. It is the ultimate guide for leading a generous and transformed life. Scriptures have been carefully selected by the team at Generous Classroom. They are intentionally connected to each of The 7 Ways with engaging activities and real-life practical applications.
- **VENTURE TOGETHER** shows students how God designed us to live and grow in community! Before stepping out individually, students will grow in their Generosity journey together. Students will participate in collaborative learning activities that create connection, communication, and deeper understanding along each stop of THE LIVE TO GIVE TOUR.
- **EXPERIENCE GENEROSITY** closes each TOUR STOP with an invitation and opportunity to independently explore the world of Generosity. Students are challenged to step out of their comfort zone and put their learning into action immediately.



## START WITH GRATITUDE

At Generous Students, we believe a grateful heart is the best place to start. Each adventure begins with a written GRATITUDE JOURNAL exercise. This allows students to experience the benefits of writing down what they are thankful for while building a habit of gratitude.



## EXTRA STOP

Each of The 7 Ways of Living Generously could be studied for weeks. You'll find that rich classroom discussions are hard to stop because students are so inspired! This is why we provide an option that allows you to take each TOUR STOP a little further. Each EXTRA STOP is designed to give you quick and easy ways to continue the conversation and learning — especially when your class is extra passionate about a particular way of living generously.



## SEL & COMMON CORE

GENEROUS STUDENTS: THE LIVE TO GIVE TOUR aligns with Social Emotional Learning competencies and also aligns with Common Core standards. See the Lesson Extensions in the Teacher Portal for standards alignment and enrichment activities for TOUR STOPS #1-#10.



## PARENT ENGAGEMENT

THE TOUR GUIDE: A VIP Pass to Generous Students™ includes take-home pages located in the Teacher Portal. This resource is ideal for connecting with parents and giving them a tool to reinforce and practice The 7 Ways of Living Generously. These pages include ideas for continuing the Generosity conversation outside of school. Partnership with parents can transform families and bring a generous heart into the home.

# TEACHER GUIDE OVERVIEW

## MATERIALS

The majority of this program is low to no prep, but there are some items needed throughout the lessons to create a hands-on experience for your students. You will find a section that lists all of the materials needed in each lesson.

## ICON GUIDE

Look for these icons throughout the Teacher Guide for tips and transitions:



CLASS DISCUSSION /  
STUDENT RESPONSE



PARTNER ACTIVITY



TEACHER MODELS



CLASS GAME/ACTIVITY



START WITH GRATITUDE!



TEACHER SHOUT OUT



DISTRIBUTE/COLLECT ITEMS



STUDENT BOOKLET



TEACHER TIP



EXTRA STOP



STUDENT ACTIVITY



# TOUR STOPS AT A GLANCE

## TOUR STOP #1: WHAT IS GENEROSITY?

Page 1



- **ESSENTIAL QUESTION:** How can I be generous?
- **LEARNING TARGET:** I can give, share, and show I care without expecting anything in return.
- **LEARN THROUGH STORY:** Watch *What is Generosity?* Define Generosity. Learn what it means to live generously.
- **INVITE GOD'S WORD:** Reflect on Me + Jesus = Generosity. Read and interpret John 21:25. Design a Text Message of Generosity about a miracle.
- **VENTURE TOGETHER:** Complete the Class A-Z Generosity activity.
- **EXPERIENCE GENEROSITY:** Complete a Make Today Generous commitment card.
- **GENEROUS HABIT:** Gratitude.

## TOUR STOP #2: GENEROUS THOUGHTS

Page 14



- **ESSENTIAL QUESTION:** What are Generous Thoughts and how do they affect my emotions?
- **LEARNING TARGET:** I can define Generous Thoughts and can begin to recognize that my emotions are linked to my thoughts.
- **LEARN THROUGH STORY:** Watch *I Like Bowties, Not Bullying.* Discuss the emotions and qualities of a generous leader. Explore empathy.
- **INVITE GOD'S WORD:** Read Romans 12:15-17. Differentiate between the words rejoice and mourn. Complete the Do You Feel What I Feel? experience.
- **VENTURE TOGETHER:** Practice how to use the Feel-Reveal-Heal tool. Identify, communicate, and grow through learning about thoughts and feelings.
- **EXPERIENCE GENEROSITY:** Complete the I See a Friend in YOU! activity to encourage classmates with kindness, love, and positive words.
- **GENEROUS HABIT:** Empathy and compassion.

## TOUR STOP #3: GENEROUS WORDS

Page 26



- **ESSENTIAL QUESTION:** What are Generous Words and how can I use them?
- **LEARNING TARGET:** I can define Generous Words and I can choose careful words over careless words.
- **LEARN THROUGH STORY:** Watch *Generous Words.* Complete the Put Yourself in Their Shoes activity. Continue learning about empathy.
- **INVITE GOD'S WORD:** Read James 3:3-5. Identify words that spark love or spark hurt.
- **VENTURE TOGETHER:** Discuss and experience the power of careless words and Generous Words.
- **EXPERIENCE GENEROSITY:** Complete the You Are! activity to encourage someone in the community with Generous Words.
- **GENEROUS HABIT:** Encouragement.

## TOUR STOP #4: GENEROUS MONEY

Page 38



- **ESSENTIAL QUESTION:** What are ways that I can be generous with my money?
- **LEARNING TARGET:** I can define Generous Money and choose to give, save, or spend.
- **LEARN THROUGH STORY:** Watch *I Like Bugshells.* Estimate the cost of various elements of everyday life. Get acquainted with money and the difference between needs and wants.
- **INVITE GOD'S WORD:** Read Proverbs 3:9-10. Examine the meaning of honor, wealth, and the best part of what we produce. Complete the God's Word — What I Heard activity.
- **VENTURE TOGETHER:** Explore the options to give, save, and spend. Practice choosing each of those options in the Help a Friend: Give, Save, or Spend? activity.
- **EXPERIENCE GENEROSITY:** Read *I Like Smiles.* Consider what personal item or experience can be given up so that money can be shared with others.
- **GENEROUS HABIT:** Invest and sacrifice.



## TOUR STOP #5: GENEROUS TIME

Page 49

- **ESSENTIAL QUESTION:** How can I be generous with my time when I notice an opportunity?
- **LEARNING TARGET:** I can define Generous Time and choose to help others.
- **LEARN THROUGH STORY:** Watch *I Like Bike*. Define Generous Time and persistence. Consider ways to be helpful to the people around you.
- **INVITE GOD'S WORD:** Read the parable of the Good Samaritan in Luke 10:30-37. Reflect upon the Three N's of Generous Time.
- **VENTURE TOGETHER:** Practice Generous Time in the Draw Near and Neighbor Up! activity.
- **EXPERIENCE GENEROSITY:** Give Generous Time. Share the results in the Generous Exhibition Secret Mission report.
- **GENEROUS HABIT:** Awareness and persistence.



## TOUR STOP #6: GENEROUS INFLUENCE

Page 62

- **ESSENTIAL QUESTION:** How can I be a Generous Influence at any age?
- **LEARNING TARGET:** I can define Generous Influence and have a positive impact on the lives of those around me no matter how old I am.
- **LEARN THROUGH STORY:** Watch *I Like Soccer Balls*. Define Generous Influence. Reflect on your personal passions in the What Lights Me Up activity.
- **INVITE GOD'S WORD:** Read 1 Timothy 4:12. Identify opportunities to positively affect others. Design a Generous Influence graphic novel sequence.
- **VENTURE TOGETHER:** Students will experience and reflect upon a teacher-led Influence Experience.
- **EXPERIENCE GENEROSITY:** Decide upon and execute a simple, class-wide Generous Influence idea that will positively impact the school.
- **GENEROUS HABIT:** Service.



## TOUR STOP #7: GENEROUS ATTENTION

Page 73

- **ESSENTIAL QUESTION:** How can I practice Generous Attention on a daily basis?
- **LEARNING TARGET:** I can define Generous Attention and choose to be fully present.
- **LEARN THROUGH STORY:** Watch the *Awareness* film. Define Generous Attention. Participate in the Quick Skits activity.
- **INVITE GOD'S WORD:** Read Philippians 2:3-4. Learn and illustrate Generous Attention in a FLASH!
- **VENTURE TOGETHER:** Connect Scripture with empathy. Practice Generous Attention in a FLASH! through interviews.
- **EXPERIENCE GENEROSITY:** Complete a Generous Attention Action Plan.
- **GENEROUS HABIT:** Respect.



## TOUR STOP #8: GENEROUS BELONGINGS

Page 85

- **ESSENTIAL QUESTION:** How can I be generous with my belongings?
- **LEARNING TARGET:** I can define Generous Belongings and give or share with joy.
- **LEARN THROUGH STORY:** Watch *I Like Fast Cars*. Explore the joy shared by both the giver and receiver when belongings are shared.
- **INVITE GOD'S WORD:** Read Acts 4:32. Illustrate what it would look like if the school embraced the lifestyle of joyful sharing.
- **VENTURE TOGETHER:** Compare pros and cons of sharing belongings within real-life experiences.
- **EXPERIENCE GENEROSITY:** Choose a personal item to share and offer it to someone to enjoy for the Choose Joy challenge.
- **GENEROUS HABIT:** Contentment.



# TOUR STOPS AT A GLANCE

## TOUR STOP #9: GENEROUS GOD

Page 96



- **ESSENTIAL QUESTION:** How is God generous with His grace?
- **LEARNING TARGET:** I understand that God is generous through His saving grace and that I am forgiven and loved.
- **LEARN THROUGH STORY:** Read The Parable of the Lost Son and illustrate the meaning of grace.
- **INVITE GOD'S WORD:** Read John 3:16. Reflect on a personal experience of receiving God's generous grace and forgiveness.
- **VENTURE TOGETHER:** Put together a Generous God Wheel that tells the message of salvation through Jesus.
- **EXPERIENCE GENEROSITY:** Using the Generous God Wheel, share the story of God's grace and forgiveness with a family member.
- **GENEROUS HABIT:** Belief and hope.

## TOUR STOP #10: WHY GENEROSITY?

Page 106



- **ESSENTIAL QUESTION:** Why should I live generously?
- **LEARNING TARGET:** I can choose a generous life because I was created by a generous God.
- **LEARN THROUGH STORY:** Watch *Students, You Can Be Generous!* Reflect on what Generosity means and why Generosity matters.
- **INVITE GOD'S WORD:** Read 2 Corinthians 9:10. Complete the Scripture to Picture activity.
- **VENTURE TOGETHER:** Create a creative travel brochure for one of The 7 Ways of Living Generously. Show why Generosity is worthwhile and why others should visit and learn more about it.
- **EXPERIENCE GENEROSITY:** Present Generosity travel brochures and celebrate the completion of GENEROUS STUDENTS: THE LIVE TO GIVE TOUR!
- **GENEROUS HABIT:** Gratitude and Generosity.





# TOUR STOP #1

## WHAT IS GENEROSITY?

### OVERVIEW

#### ESSENTIAL QUESTION

How can I be generous?

#### LEARNING TARGET

I can give, share, and show I care without expecting anything in return.

#### GENEROSITY

To give, share, and show I care.

#### GENEROUS HABIT

- Gratitude.

#### OBJECTIVES

Students will:

- Build a habit of gratitude through writing.
- Watch the *What is Generosity?* film and discover different perspectives on Generosity.
- Define Generosity and discover that Jesus is the best example of Generosity.
- Read John 21:25 and identify examples of Jesus' Generosity.
- Design a text message reflecting what it would be like to witness Jesus' Generosity first-hand.
- Identify real-life and practical ways to demonstrate Generosity.

#### TEACHER PORTAL

Access the following TOUR STOP #1 materials:

- *What is Generosity?* film.
- *What is Generosity?* slide deck.
- TOUR GUIDE: A VIP Pass to Generous Students.



### TOUR STOP AT A GLANCE

#### LESSON 1: LEARN THROUGH STORY

Define Generosity. Watch the *What is Generosity?* film. Learn what it means to live generously.

#### LESSON 2: INVITE GOD'S WORD

Read John 21:25. Identify examples of Jesus' Generosity. Design a text message reflecting what it would be like to witness Jesus' Generosity.

#### LESSON 3: VENTURE TOGETHER

Complete the Class A-Z Generosity activity.

#### LESSON 4: EXPERIENCE GENEROSITY

Identify real-life examples of Generosity.

#### UPON COMPLETION

Send the TOUR GUIDE home.





# TEACHER TOUR PREPARATION

## PREPARE YOUR HEART FOR THE JOURNEY AHEAD

Welcome to Generous Students! We've prayed for you and are thrilled to partner with you in raising up a new generation of students who GIVE. One of the biggest misconceptions about Generosity is that it's all about giving away money. You will quickly discover our goal and hope at Generous Students for students to understand that Generosity is based on the truth of God's Word.

Generosity is a lifestyle and encourages a heart posture of readiness and willingness to give, share, and show you care. It's about so much more than giving away money!

Before you begin, it's important to get a sense of what your students already know about Generosity. Your students may have already met the Generosity Jungle friends in **GENEROUS STUDENTS: THE ADVENTURE STARTS WITH ME!** Jasper G the Generosity Giraffe and his fun animal friends taught them about The 7 Ways — including the Generosity Cheer. Whether they've been part of the program before or this is their first time experiencing Generous Students, **TOUR STOP #1** sets the stage for the rest of the tour.

As you begin your discussion around the meaning of Generosity, keep in mind that student perspectives and backgrounds will vary based on their family culture, life experiences, and exposure. If students don't know The 7 Ways of Living Generously yet, they will still be able to make personal connections when they learn about Generous Thoughts, Words, Time, Attention, Influence, Money, and Belongings. Be sure to draw their attention to these connections and highlight the moments when they demonstrate The 7 Ways in class without even realizing it!

Jot down a couple of words that come to mind when you think about the question you are about to ask your students: What is Generosity?

In this opening **TOUR STOP**, students are introduced to the most simple, clear, and meaningful example of Generosity — Jesus. It's that simple. When we look at the life of Jesus, the way He lived, and the way He interacted with others, we begin to truly understand what it means to live generously.

What captivates you the most about Jesus and His generous life on Earth?

Our hearts overflow with gratitude when we think about Jesus' life and love for us. That gratitude propels us toward a life of generous living. Throughout the Generous Students program, students will have the opportunity to build a habit and attitude of gratitude. Every lesson begins with **START WITH GRATITUDE**. Students will turn to the **GRATITUDE JOURNAL** at the end of their student booklet and write or draw three things they're grateful for.

Each **TOUR STOP** highlights a Generous Habit that students will begin to learn about and apply. While heart change is the ultimate goal here, these habits provide an observable behavior that students can regularly and repeatedly practice.

# TEACHER TOUR PREPARATION (CONTINUED)

## PREPARE YOUR HEART FOR THE JOURNEY AHEAD

We encourage you to emphasize these Generous Habits as you move through the program. The first Generous Habit we will focus on is Gratitude. We encourage you to fill your classroom with gratitude as often as possible! The benefits and joy of practicing gratitude are well worth the effort!

When you teach from a heart and mindset absolutely captivated by God's Generosity, we believe THE LIVE TO GIVE TOUR will be life-changing for you as well as your students. Hold on to that amazing love as you begin this classroom-transforming experience!

Here are some things you can look forward to in TOUR STOP #1: WHAT IS GENEROSITY?

- Students will get creative as they imagine what it would be like to be an eyewitness to Jesus' Generosity. They will develop a text message chat about what that encounter would have felt like.
- Your class will work together to identify real-life and practical ways to show Generosity with the A-Z Generosity project.
- Finally, students will be charged to Make Today Generous! by committing to doing something generous and reporting back the following day.

We're not wasting any time — your students will put Generosity into action immediately!

The authenticity of Jesus' Generosity made people uncomfortable. We're okay with students feeling a little discomfort as they step into the unique purpose of Generosity that God has for each of them.

May you be blessed and amazed as you guide your students on this life-changing LIVE TO GIVE TOUR!

No page in the student booklet for this lesson.

# LESSON 1

## LEARN THROUGH STORY



### INTRODUCTION & START WITH GRATITUDE



Teacher Talk is in bold text throughout the TOUR STOP.

#### ★ LESSON PREPARATION

- Pass out student booklets and allow students to look through them.
- Access the *What is Generosity?* film.

#### INTRODUCTION

##### WELCOME!

Have you ever taken a tour? Maybe you've toured a historical landmark like the Statue of Liberty or a national park. Maybe you've toured a new school or had the opportunity to take a behind-the-scenes tour at an amusement park. Odds are, you had a tour guide to help you navigate and learn along the way.

You are invited to join THE LIVE TO GIVE TOUR, where we'll discover the wonder of giving, sharing, and caring.

The tour you are about to take is all about Generosity! We will be making 10 amazing stops that reveal The 7 Ways of Living Generously and more. Each small act of Generosity you share has the power to make a big difference in someone's life — from helping a friend with their homework to sharing a simple smile with a classmate.

We'll learn that Generosity isn't just about giving away money or stuff. It's about giving with our thoughts, words, money, time, attention, influence, and belongings.

I will be your guide as our class steps inside the world of Generosity. It's a world that will transform your life and empower you to give, share, and show you care — each and every day. We will start each TOUR STOP by shifting into a grateful mindset. Gratitude will accompany us each step of the way. So let's get started!

#### GRATITUDE JOURNAL

When it comes to Generosity, a grateful heart is the best place to begin. Each time we make a stop on THE LIVE TO GIVE TOUR, we'll START WITH GRATITUDE by thinking of something or someone we are thankful for.




Model how to complete the GRATITUDE JOURNAL with a personal entry.

Now it's your turn!

**Who or what is something that you feel you couldn't live without?**

**Who makes you feel known, loved, and important?**

**What blessings has God put in your life that make you want to say, "Thank You"?**



# LESSON 1 (CONTINUED) LEARN THROUGH STORY

## INTRODUCTION & START WITH GRATITUDE

Studies show people who choose to think about what they're thankful for and tell others about it are healthier and happier. Gratitude is worth it, so let's make it a habit!



Direct students to complete their first GRATITUDE JOURNAL entry on the next available page in the back of their student booklet.



**START WITH GRATITUDE!**

Play calming music for students to listen to during gratitude time.

Have them complete their GRATITUDE JOURNAL by writing down three things they are grateful for.

### WHAT IS GENEROSITY?



Write this question on the board: WHAT IS GENEROSITY?

After allowing students time to think about what Generosity means to them, invite them to open their student booklets to page 3. Give students time to draw, write, and get their thoughts in their journals without a lot of prompting. This will allow you to get a clear picture of what Generosity means to each student at the outset of the Generous Students program.



- Have students share the short words or phrases they came up with.
- Write their responses on the board.
- If possible, use chart paper that can be saved and brought out at the end of the program!

It's amazing that there are so many great ways to describe what Generosity means in just one classroom! Let's see what some other perspectives are as we watch our first Generous Students film.




Play the *What is Generosity?* film.

Whenever we talk about Generosity on THE LIVE TO GIVE TOUR, we'll use the following definition:

**Generosity: To give, share, and show you care.**

1. Who is one of the most generous people in your life?
2. In the film, Drew asks each person what they are thankful for and they all had incredible answers. What is something that you are thankful for today?
3. Drew mentioned The 7 Ways of Living Generously in the film. Which of The 7 Ways are you most curious about after watching this film?



# LESSON 2 INVITE GOD'S WORD



## SCRIPTURE CONNECTION



### START WITH GRATITUDE!

Play calming music for students to listen to during gratitude time.

Have them complete their GRATITUDE JOURNAL by writing down three things they are grateful for.

### ★ LESSON PREPARATION

No preparation required.



START WITH GRATITUDE!

JOHN 21:25



Instruct students to look at the equation on page 4 and work with a partner to discuss the meaning of it. Allow time for students to write what they believe this equation means before moving forward.

**Me + Jesus = Generosity is a great way to think about Generosity! Consider what world-changing things you can do when YOU choose to be generous and follow Jesus' lead. Let's break this equation down.**

**When we say — me — we are talking about ourselves as individuals along with our personal thoughts, feelings, and actions. Each one of us has the power to make different choices and decide how we want to live our lives.**

**When we say — Jesus — we are talking about Jesus' teachings and the generous way that He lived His life. He was a very special Person — God's one and only Son! He taught us all about compassion and giving.**

**When we say — Generosity — we are talking about turning our backs on being selfish and living with open-handed, big-hearted abundance. We can give and share what we have with others. This shows those around us how much we care about them!**

**So when we put Me + Jesus = Generosity all together — it means that by obeying Jesus' teachings and letting His love and kindness shine through us, we can become more generous. When we ask Jesus to change our hearts and we use Him as our guide and inspiration, we can find true joy in giving and being generous.**

**Me + Jesus = Generosity is a very meaningful equation. Looking at the life of Jesus gives us a glimpse into some radical and amazing examples of Generosity. Jesus was so generous sometimes it made people uncomfortable! He gave away so much of His life caring for others. And He expected His followers to do the same! Sometimes being generous stretches us!**

**In the New Testament, where we read and learn about Jesus' life on Earth, John writes:**

# LESSON 2 (CONTINUED)

## INVITE GOD'S WORD

### SCRIPTURE CONNECTION

*Jesus did many other things as well. If every one of them were written down, I suppose that even the whole world would not have room for the books that would be written.*

— John 21:25

John finishes this chapter by letting us know that Jesus did so many things we can learn from — healing people, sharing the truth, sacrificing His time and energy for others — that the world couldn't contain all the books that would be written about Him, even if someone tried!

**Can you imagine being that kind and generous?**

As we explore Jesus' life and what the Bible says about Him, we can understand how Jesus embodies Generosity. We can learn from Him and follow His lead.

**If you want to find out about something that has happened, how do you go about getting answers?**

You might quickly search on your computer or send a text message to a friend. You might call or video chat with someone. Or you might talk to someone face-to-face and ask them questions about what happened.

When Jesus was living on Earth, there was a lot of excitement around His Generosity. People were eager to share the news about His amazing work, but it wasn't as easy to share and receive information as it is today.

### A TEXT MESSAGE OF GENEROSITY

We're going to imagine that the people around Jesus had smartphones.

**What kind of messages do you think they would have texted each other when they witnessed His Generosity?**

Choose a story from the list provided, then read the story in your Bible.

Once you fully understand what happened in the story, imagine that you were among the people who were actually there. Imagine what you would want to tell your friends about Jesus' Generosity.

Fill out the text message chat in your student booklet from the perspective of that eyewitness. See how fast the message of Generosity could have spread!



# LESSON 2 (CONTINUED)

## INVITE GOD'S WORD

### SCRIPTURE CONNECTION



#### REFLECT & RESPOND

Close your eyes and take a moment to reflect on what we have learned so far. Think about ways you can be generous today and in the future. When you're ready, open your eyes. Let's continue to spread kindness and Generosity to those around us.



#### PAUSE & PRAY

Dear Jesus, thank You for being our Generosity role model. You have shown us how to love and care for others without expecting anything in return. Help us to understand the importance of being kind and giving. We want to be like You. Amen.



Direct students to page 5 in the student booklet to complete the page titled A Text Message of Generosity.

#### STORIES OF JESUS' GENEROSITY

- Jesus heals a man with leprosy. (Matthew 8:1-4)
- Jesus calms the storm. (Matthew 8:23-27)
- Jesus heals a paralyzed man. (Matthew 9:1-7)
- Jesus heals in response to faith. (Matthew 9:18-26)
- Jesus feeds the 5,000. (Matthew 14:13-21)
- Jesus walks on water. (Matthew 14:22-33)
- Jesus heals a deaf man. (Mark 7:31-37)
- Jesus heals a man born blind. (John 9:1-12)
- Jesus invites the children to come to Him. (Luke 18:16)
- Jesus raises Jairus' daughter from the grave. (Mark 5:34)





# LESSON 3 VENTURE TOGETHER

No page in the student booklet for this lesson.

## DEEPER LEARNING IN COMMUNITY

### ★ LESSON PREPARATION

- Have printer paper/cardstock ready.
- Access the Alphabet Card slide in the Teacher Portal.



START WITH GRATITUDE!

### A-Z GENEROSITY



The following activity can be done independently or in pairs.

- Assign each student a letter of the alphabet.
- Have them write their letter on their paper/cardstock/index card.
- Ask your students: **What is Generosity?**
- Continue interacting with your students, pulling out the deeper meaning of Generosity.

We know that Generosity means to give, share, and show we care without expecting anything in return. We've written texts as if we had witnessed and experienced Jesus' Generosity firsthand. We know that Jesus embodies Generosity.

Now it's time for you to think about what Generosity looks like, feels like, and sounds like in YOUR life. It's time for the A-Z Generosity activity.

You'll be assigned a letter of the alphabet. Your job is to come up with a practical way to demonstrate Generosity that starts with that letter. If something is practical, it means it is something that you could actually do.

For example, if you are assigned the letter D, you could donate old clothes to the church thrift store. If you have the letter R, you could recycle your family's cans and use the money to support a charity you feel passionate about.

Your job is to think generously, be realistic, and be creative. Make your letter and generous action clear. Then illustrate your letter with a visual or picture — similar to the alphabet cards you see on the screen.



START WITH  
GRATITUDE!

Play calming music for students to listen to during gratitude time.

Have students complete their GRATITUDE JOURNAL by writing down three things they are grateful for.

No page in the student booklet for this lesson.

## LESSON 3 (CONTINUED)

# VENTURE TOGETHER

### DEEPER LEARNING IN COMMUNITY

#### STAND UP & PAIR UP



- Once students have completed their Generosity letter, have them stand up and pair up.
- Have them share what their letters represent with each other.
- Go through a couple of rounds of pairing up so that students can move around, pair up with different classmates, and learn from one another.



If possible, post your students' A-Z Generosity letters in the classroom. This is a reminder of the many practical ways they can put Generosity on display. Throughout the program, have students connect each letter to one (or more!) of The 7 Ways of Living Generously.



# LESSON 4

## EXPERIENCE GENEROSITY

LIVE IT OUT

### ★ LESSON PREPARATION

- Have the TOUR GUIDE ready to be sent home.



START WITH GRATITUDE!

Our A-Z Generosity letters provide 26 practical ideas for ways we can give, share, and show we care. Our experience on THE LIVE TO GIVE TOUR is not just about learning and talking about Generosity — it's about living it out!

Jesus is our go-to example. He didn't just tell others how to be kind and generous — He was kind and generous! You've probably heard the saying that actions speak louder than words. This could not be more true when it comes to Generosity.

Take a few minutes to look over the A-Z Generosity letters our class designed and decide which one you'd like to do TODAY. Yes — TODAY! It might be something you want to do here at school, at home, or on the car ride to sports practice later.

What will you do TODAY to give, share, and show you care without expecting anything in return?

### MAKE TODAY GENEROUS!

Partner up with another student and fill out your Make Today Generous! commitment card on page 6 of your student booklet. Tell each other about your plan. Explain what you plan to do, when you plan to do it, and who you will show Generosity to.

There will be time to meet with your partner tomorrow to share your experiences and let them know how it went. This will help you be accountable to each other. Being accountable means checking in with someone to make sure you do what you say you're going to do.



Be sure to schedule time for partners to connect tomorrow and share their experiences. This is a great opportunity for them to discuss the feelings that came up — both good and bad. Remind your students that while Generosity may be uncomfortable sometimes, it's worth it.



START WITH GRATITUDE!

Play calming music for students to listen to during gratitude time.

Have students complete their GRATITUDE JOURNAL by writing down three things they are grateful for.



### TEACHER TIP

Take a few moments with your students to discuss what it means when someone says, "Actions speak louder than words."



# LESSON 4 (CONTINUED) EXPERIENCE GENEROSITY

LIVE IT OUT

## EXTRA STOP

- If the A-Z Generosity letters cannot be displayed in the classroom, create a book of the 26 letters and ask a parent volunteer to bind it. Have the book available for students to read during their extra time.
- Film each student holding up their letter for the A-Z Generosity activity while stating their Generosity idea.
- Have a tech-savvy student create a short film with the A-Z letters. Send it out to parents or show the film during chapel.



Send home the TOUR GUIDE for TOUR STOP #1: WHAT IS GENEROSITY? This can be accessed in the Teacher Portal.



**TOUR STOP TRAVEL LOG**  
At the end of every TOUR STOP, students have the opportunity to log what they've learned. If time allows, direct students to complete this on page 7.





# THE LIVE TO GIVE TOUR



WHAT IS GENEROSITY?

GENEROUS INFLUENCE



GENEROUS THOUGHTS

GENEROUS ATTENTION



GENEROUS WORDS

GENEROUS BELONGINGS



GENEROUS MONEY

GENEROUS GOD



GENEROUS TIME

WHY GENEROSITY?



FROM THE CREATORS OF I LIKE GIVING



Generous Students™ is filled with engaging films, tools for building habits of gratitude, rich stories, challenging reflections, and immediate opportunities to put The 7 Ways of Living Generously into practice.

Generous Students™ was created by the organization I Like Giving. I Like Giving exists to inspire the world to live generously. To learn more visit [ilikegiving.com](http://ilikegiving.com).




# Generous Students™

## THE LIVE TO GIVE TOUR



**3<sup>RD</sup> GRADE**  
CHRISTIAN SCHOOLS



# Generous Students™

## THE LIVE TO GIVE TOUR

GENEROUS STUDENTS™: THE LIVE TO GIVE TOUR!

Copyright © 2023 by I Like Giving®

Written by: Dana Brady, Laura Formsma, Megan Shahabi, Christie Tallant, Kierstin Toth, Stacey Ziegler

Edited by: Susanna Aughtmon & Jack Aughtmon

Design: Chelcea Cummings & Tawney Kuhn

Unless otherwise noted, Scripture quotations are taken from the Holy Bible, New International Version®, NIV®. Copyright © 1973, 1978, 1984, 2011 by Biblica, Inc.™ Used by permission of Zondervan. All rights reserved worldwide. [www.zondervan.com](http://www.zondervan.com). The “NIV” and “New International Version” are trademarks registered in the United States Patent and Trademark Office by Biblica, Inc.™

Scripture quotations marked ICB are taken from the International Children’s Bible®. Copyright © 1986, 1988, 1999, 2015 by Thomas Nelson. Used by permission. All rights reserved.

Scripture quotations marked MSG are taken from THE MESSAGE, copyright © 1993, 2002, 2018 by Eugene H. Peterson. Used by permission of NavPress. All rights reserved. Represented by Tyndale House Publishers, a Division of Tyndale House Ministries.

Scripture quotations marked NLT are taken from the Holy Bible, New Living Translation, copyright ©1996, 2004, 2015 by Tyndale House Foundation. Used by permission of Tyndale House Publishers, Carol Stream, Illinois 60188. All rights reserved.

All rights reserved. No part of this book may be reproduced or transmitted in any form or by any means, electronic or mechanical, including photocopying and recording, or by information storage or retrieval system, without permission in writing from I Like Giving.®

Copyright © 2023 by I Like Giving ®

Printed in the United States of America 2023



# THIS BOOK BELONGS TO \_\_\_\_\_

---



**TOUR STOP #1 • Page 1**  
**WHAT IS GENEROSITY?**

**TOUR STOP #6 • Page 36**  
**GENEROUS INFLUENCE**



**TOUR STOP #2 • Page 8**  
**GENEROUS THOUGHTS**

**TOUR STOP #7 • Page 43**  
**GENEROUS ATTENTION**



**TOUR STOP #3 • Page 14**  
**GENEROUS WORDS**

**TOUR STOP #8 • Page 51**  
**GENEROUS BELONGINGS**



**TOUR STOP #4 • Page 20**  
**GENEROUS MONEY**

**TOUR STOP #9 • Page 60**  
**GENEROUS GOD**



**TOUR STOP #5 • Page 27**  
**GENEROUS TIME**

**TOUR STOP #10 • Page 65**  
**WHY GENEROSITY?**



**TOUR STOP #1**



**WHAT IS  
GENEROSITY?**



## LESSON 1

# LEARN THROUGH STORY

## INTRODUCTION & START WITH GRATITUDE

WELCOME!

Have you ever taken a tour? Maybe you've toured a historical landmark like the Statue of Liberty or a national park. Maybe you've toured a new school or had the opportunity to take a behind-the-scenes tour at an amusement park. Odds are, you had a tour guide to help you navigate and learn along the way.

You are invited to join THE LIVE TO GIVE TOUR, where we'll discover the wonder of giving, sharing, and caring.

The tour you are about to take is all about Generosity! We will be making 10 amazing stops that reveal The 7 Ways of Living Generously and more. Each small act of Generosity you share has the power to make a big difference in someone's life — from helping a friend with their homework to sharing a simple smile with a classmate.

We'll learn that Generosity isn't just about giving away money or stuff — it's about giving with our thoughts, words, money, time, attention, influence, and belongings.





## LESSON 2

# INVITE GOD'S WORD

## SCRIPTURE CONNECTION

### Me + Jesus = Generosity

*Jesus did many other things as well. If every one of them were written down, I suppose that even the whole world would not have room for the books that would be written.*

— John 21:25

### What I Heard

---

---

---

---

---

---

---

---

---

---



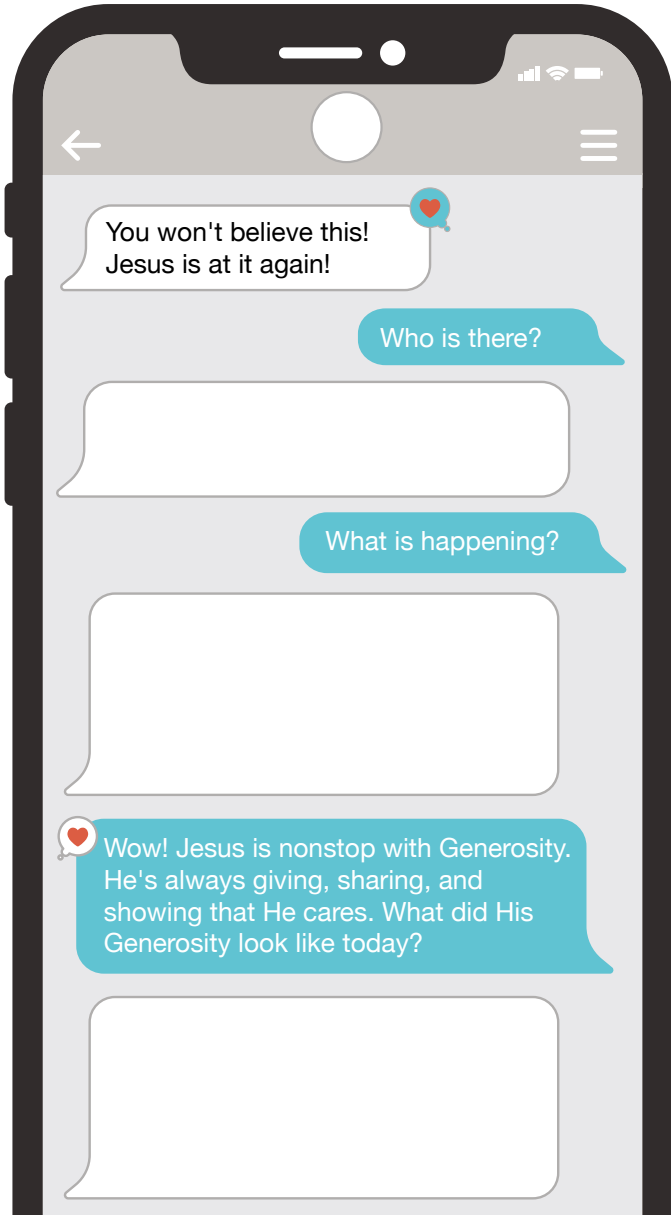
## LESSON 2

# INVITE GOD'S WORD

### SCRIPTURE CONNECTION

## A TEXT MESSAGE OF GENEROSITY

Read a story about Jesus' Generosity. Then fill in the blank text messages.





## LESSON 4

# EXPERIENCE GENEROSITY

LIVE IT OUT

**MAKE TODAY GENEROUS**  
**Living out Generosity starts NOW!**

## MY COMMITMENT

What I'll do:

---

---

---

When:

---

Who I will be generous with:

---

---

---

Check this box when complete

How did it feel to give?

---

---

---

# TOUR STOP #1

## WHAT IS GENEROSITY?



### TRAVEL LOG

I learned:

---

---

---

---

---

---

---

---

I will remember:

---

---

---

---

---

---

---

---

Generosity =

---

---

---

---


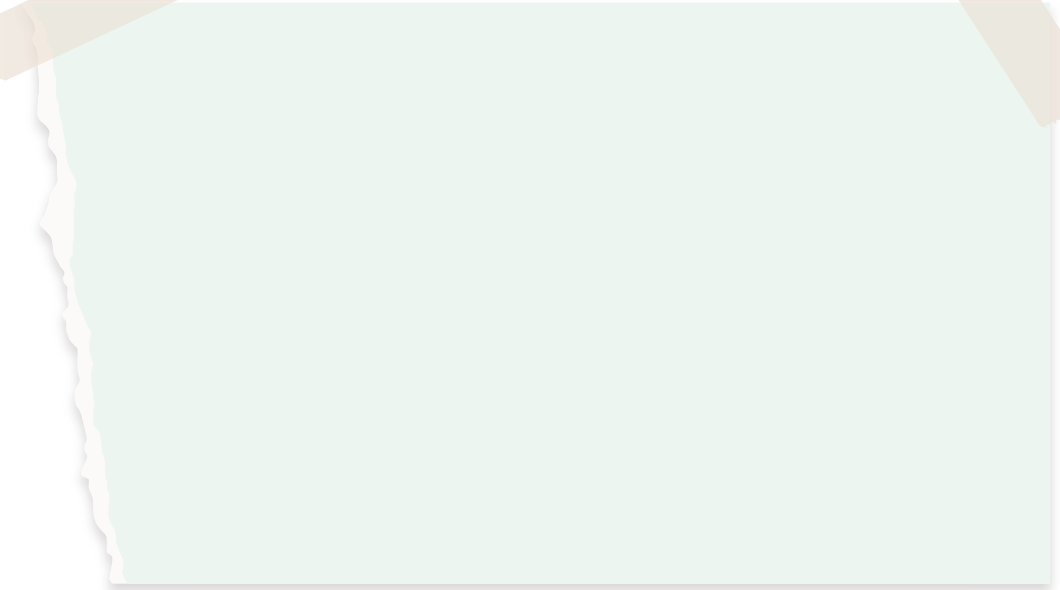


# GRATITUDE JOURNAL

TODAY'S DATE

---

Write or draw three specific things you're thankful for today.



# THE LIVE TO GIVE TOUR



WHAT IS GENEROSITY?

GENEROUS INFLUENCE



GENEROUS THOUGHTS

GENEROUS ATTENTION



GENEROUS WORDS

GENEROUS BELONGINGS



GENEROUS MONEY

GENEROUS GOD



GENEROUS TIME

WHY GENEROSITY?



FROM THE CREATORS OF I LIKE GIVING



# TOUR STOP #1: WHAT IS GENEROSITY?



Welcome to Generous Students! Your student has joined THE LIVE TO GIVE TOUR to learn about the world of Generosity. After each TOUR STOP, you'll receive this TOUR GUIDE — to share what was taught and let you know how you can join in the life-changing journey of Generosity at home! Visit [generousclassroom.com](http://generousclassroom.com) for more information!



## Generous Learning: A Glimpse Into the Tour

- A grateful heart is the best place to start, so we started a new habit of writing in a personal gratitude journal.
- We defined Generosity and identified real-life examples of everyday Generosity.
- We wrote text messages of Generosity about the miracles of Jesus.



## Generous Stories: Real-Life Stories of Generosity!

- We heard from everyday people about the significance of gratitude and Generosity.
- We examined others' perspectives about what Generosity means.

**Ask your Generous Student about our film *What is Generosity?* and watch it as a family.**



## Generous Conversations: Family Discussion Starters

- What is Generosity?
- Can you think of a time when someone was generous to you? How did it make you feel?
- If you had a magic wand and could make the world a more generous place, what would you do?
- How did Jesus live out Generosity? What can we learn from Him?



## Generous Home: Bring Generosity home with these ideas!

- Begin using the word — Generosity — in your family's daily conversations. You'll find that almost everything can be connected to The 7 Ways!
- Set a specific challenge for family members to perform acts of Generosity for others in your home and community. Examples: Leave a kind note for a family member, help a neighbor carry groceries into their house, write a greeting or thank-you card to someone, or simply smile and wave at your neighbors.



## Generous Wisdom

John 21:25 — *Jesus did many other things as well. If every one of them were written down, I suppose that even the whole world would not have room for the books that would be written.*

Jesus is the perfect example of Generosity and sharing His life with others! We can learn from Him and follow His lead!



Learn more about Generous Classroom™ at  
[generousclassroom.com](http://generousclassroom.com)

Get inspiration, free downloads, and supplemental ideas by following us on social media @GenerousClassroom.