

# GENEROUS STUDENTS™

The Adventure  
starts with me!



**KINDERGARTEN • TEACHER GUIDE**

CHRISTIAN SCHOOLS

# GENEROUS STUDENTS™

**The Adventure  
starts with me!**

Generous Students™

Scripture quotation is taken from the Holy Bible,  
New International Version unless otherwise noted.

Copyright © 2023 by I Like Giving

Cover Design: Chelcea Cummings

All rights reserved. No part of this book may be reproduced or transmitted in any form or by any means, electronic or mechanical, including photocopying and recording, or by information storage or retrieval system, without permission in writing from I Like Giving.

Printed in the United States of America  
2023

# Generous Students™ are — joyful, purposeful, kind, grateful world-changers!

Dear Teacher/Facilitator,

Welcome to Generous Students! This program is designed to transform the culture of your classroom by building hearts of Generosity in your students and providing practical tools for living a generous Life.

Using the The 7 Ways of Living Generously framework, you will discover a new language and approach that can be integrated into the daily rhythm of your classroom. Generous Students will impact discipleship, classroom management, and relationship building in a positive way.

Generous Students is designed by Christian educators for Christian educators. Our goal is to provide the perfect blend of biblically-based Social Emotional Learning (SEL), Christian character development, and high quality content. This content will enhance your Bible curriculum and support your core values.

These 10 Adventures will transform the way your students interact with one another and open the door to meaningful interaction with the world around them.

Generous Students will build a connected culture in your classroom, where students use their Thoughts, Words, Time, Attention, Influence and more to make others feel seen and loved. Our hope is that your classroom culture will shift and be transformed into an authentic community of Generosity. And we believe that you will be transformed as well.

Thank you for partnering with us to train up the next generation of givers! If you need any support along the way, please reach out to our school partnership team at [teachersupport@generousclassroom.com](mailto:teachersupport@generousclassroom.com).

We're excited to have you on this adventure with us. We're deeply grateful for your partnership.

**- GENEROUS STUDENTS™ TEAM**

# TEACHER GUIDE OVERVIEW



## TEACHER TALK

All text shown in bold is provided as a teacher script. While this is a guide for easy implementation, you are welcome to go off the script. We encourage you to speak authentically from your personal experience.



## ADVENTURES AT A GLANCE

- **ENTER THE ADVENTURE** is an introduction to preview what's coming and a written START WITH GRATITUDE exercise.
- **EXPLORE THE BIBLE** is a Bible verse or story that directly relates to the generous life. Students hear, read, and apply the verses to their life throughout the program. A coloring page is included for each Bible verse.
- **DISCOVER WITH FRIENDS** features a captivating and relatable story about each of The 7 Ways of Living Generously told by friends from the Generosity Jungle. Story discussion questions and activities/crafts are included.
- **HIT THE TRAIL** includes practical and easy-to-implement activities that allow students to practice and experience Generosity together. This fosters a culture of Generosity in the classroom.
- **BE BOLD** is an invitation to live out The 7 Ways of Living Generously and empower students to take immediate action at school, at home, and in their community.

## START WITH GRATITUDE

At Generous Students, we believe a grateful heart is the best place to start. Each adventure begins with a written gratitude journal entry. This allows your students to experience the benefits of writing down what they are thankful for.

Lesson 1 starts your students' week off with a GRATITUDE JOURNAL entry. Lessons 2-5 begin with a START WITH GRATITUDE exercise to build a grateful habit and attitude. This can be done in numerous ways. See START WITH GRATITUDE in the Teacher Portal for creative ways to lead this portion of the program.

## LESSON EXTENSION

Generous Students: The Adventure Starts With Me! is aligned with Common Core Standards and Social-Emotional Learning competencies. See the Lesson Extension in the Teacher Portal for standards alignment, mentor text options, and enrichment activities for Adventures 1-10.

## THE ADVENTURE COMPANION

The Adventure Companion: A Grown-up's Guide to Generous Students are take-home pages that are meant to be torn out from the back of student books or can be printed from the Teacher Portal and sent home.

This resource is ideal for connecting with parents and giving them a tool to reinforce and practice The 7 Ways of Living Generously at home. These pages include ideas for continuing the Generosity conversation at home. Partnership with parents can transform families and bring a generous heart into the home.

Suggestion: If you are using the Adventure Companion pages from the back of the student booklets, have parent volunteers cut out and sort them so they're ready to send home after each lesson.



# ADVENTURE 1

## WHAT IS GENEROSITY?

### OVERVIEW

#### ESSENTIAL QUESTION

How can I be generous?

#### LEARNING TARGET

I can give, share, and show that I care.

#### 7 WAYS OF GENEROSITY DEFINITION & CHEER

To give, share, and show you care.

#### OBJECTIVES

- Build a habit and attitude of gratitude through writing and illustration.
- Read John 3:16 (NIV) and identify the connection between God's love and Generosity.
- Define Generosity and identify examples.

#### TEACHER PORTAL

Access the following Adventure 1 materials:

- Bible story poster
- *The Generosity Giraffe and the Giving Adventure* story.
- Generosity images
- Generosity Giraffe craft materials
- Adventure Companion: A Grown-up's Guide to Generous Students



### ADVENTURE AT A GLANCE

#### LESSON 1: ENTER THE ADVENTURE

Complete the Introduction and Gratitude Journal.

#### LESSON 2: EXPLORE THE BIBLE

Read John 3:16.

Color Bible verse and discuss personal connections.

#### LESSON 3: DISCOVER WITH FRIENDS

Read *The Generosity Giraffe and the Giving Adventure* Story.

Create *The Generosity Giraffe*.

#### LESSON 4: HIT THE TRAIL

Define Generosity and identify Generosity examples.

#### LESSON 5: BE BOLD

Use the Generosity Giraffe to tell others the meaning of Generosity.

#### UPON COMPLETION


Send the Adventure Companion home.



# Lesson 1

## ENTER THE ADVENTURE

### Gratitude Journal



## INTRODUCTION

An adventure is an experience that helps us see the world from a different view than our own. We get to learn new things along the way. As a class, we are going on an adventure to learn about Generosity!

The words “generous” and “Generosity” may be new to you today, but by the time we finish this adventure, you will be experts! We are going to learn from God’s Word. And we’ll meet some new friends who will teach us about Generosity along the way. We’ll put our learning into action and help make the world a better place with our generous hearts.

Are you ready for an adventure? Of course you are! Let’s **ENTER THE ADVENTURE, EXPLORE THE BIBLE, DISCOVER WITH FRIENDS, and BE BOLD** together!

We’ll experience 10 unique adventures together. In each adventure, we are going to learn something new about Generosity. We will also learn a cheer that helps us remember The 7 Ways of Living Generously. We will keep practicing this throughout our lessons. You can even practice the cheer with a friend when you are at lunch, recess, or on the bus.

To get started, we’re going to learn the opening of the **GENEROSITY CHEER** and the definition of Generosity which is — to give, share, and show you care. Our cheer has hand motions, so let’s stand up and learn the **GENEROSITY CHEER** together!



**Teacher Talk**  
is in bold text  
throughout  
adventure

## GENEROSITY CHEER



Pass out student booklets and give students an opportunity to look through them.


**Let’s talk about Generosity!**

**To give, share, and  
show you care.**

**There are 7 ways to  
live generously!**



**Transition Tips**  
have a star and  
green text.



# Lesson 1 (continued)

## ENTER THE ADVENTURE

### Gratitude Journal

#### GRATITUDE JOURNAL

As we set out on our adventure, you'll notice the word generous comes up a lot! Another word for generous is "kind." Being kind means wanting to do good and bring happiness to others. It means showing the goodness of your heart and acting in a caring way.

**Can you think of ways you have been kind to someone else?**

Some examples of what it means to be kind or generous include —

- Cheerfully giving your favorite candy bar to a good friend.
- Spending time with a visitor at your house even though you'd like to do something else.
- Asking for a sticker for your sibling when the grocery store clerk gives you one.
- Sharing your crayons during art time.
- Having kind thoughts about yourself.
- Giving your classmate a compliment.

There are so many ways you can be generous! The best way to get your mind ready for our generous adventure is to look around you and think about something or someone that makes you happy. When you think about the people and things that you are thankful for and that make you happy, it's called being grateful.

A grateful heart is the best place to begin the generous adventure. Each time we learn about Generosity, we're going to ENTER THE ADVENTURE by thinking of something or someone we are thankful for. Then we are going to draw a picture of it. You can even write about it if you want an extra challenge!



Model how to complete the GRATITUDE JOURNAL with a personal entry.

Now it's your turn! Let's begin by closing your eyes and thinking about a person or thing that makes you feel like you could burst with joy and thankfulness — got it? Let's go!



Direct students to complete their first GRATITUDE JOURNAL entry.



## Lesson 2

# ENTER THE BIBLE

### Scripture Connection



#### ★ LESSON PREPARATION: Display Bible poster.

Today we're going to see and hear a very special Bible verse. Did you know that the Bible is God's Word given to us so that we can know Him better? It's full of amazing stories, adventures, and lots of truth for us. Jesus gave it to us so that we can live a joy-filled life.

First, let's take a look at the Bible verse on our EXPLORE THE BIBLE poster. Look at the picture and be ready to tell me one thing you notice.

Now, listen closely to the Bible verse. Put your finger on your nose if it sounds familiar or if you've heard it before:

*For God so loved the world, that he gave his one and only Son...*  
— John 3:16 (NIV)

**Wow! Does anyone in our class know this Bible verse by heart?  
Do you want to share it with us?**

Let's say this first part of John 3:16 together: "For God so loved the world."

The first words say, "For God so loved the world."

**Do you know why this verse is so important?**

It is important because God loves the **WHOLE** world, including you, your family, and your friends. He loves the people who live way across the world from you. Wow, that's a lot of love!

The rest of the verse says, "That He gave his one and only son..." God **GAVE**. He didn't have to give us Jesus, but He did. God was very generous to give Jesus to us. He continues to be generous with His love for us every day.

The poster we looked at is a great picture that helps us understand what John 3:16 means. Now that we've seen a picture of the Bible verse and heard it with our ears, let's color the picture.

We'll keep it as a reminder that God loved the world so much that He gave His only Son to the world. God, the creator of everything, is so generous to us!



### Start with Gratitude!

**TEACHER TIP:** Refer to GRATITUDE JOURNAL page for ways to engage students during gratitude time.



Direct students to the John 3:16 coloring page and provide time to complete it. If time allows, have students share what John 3:16 means to them.



No page  
in student  
booklet for  
this lesson

## Lesson 3

# DISCOVER WITH FRIENDS



### Story Time



#### Start with Gratitude!

**TEACHER TIP:** Refer to GRATITUDE JOURNAL page for ways to engage students during gratitude time.

#### ★ LESSON PREPARATION:

- Access The Generosity Giraffe and The Giving Adventure.
- Locate the Generosity Giraffe template and make copies for each student.
- Have glue and popsicle sticks ready.



#### ★ Start with Gratitude!

Now that our hearts and minds are in a grateful place — it's time to discover Generosity! Our animal friends are going to tell us fun stories and will help us learn about Generosity. The stories will help us find ways we can be generous to our friends and family.

Today, we will meet a very special friend who is coming on our Generosity Adventure with us — the Generosity Giraffe! The Generosity Giraffe will introduce us to some of his jungle friends. They have incredible stories to share with us. We will also learn what the Bible teaches us and from each other as we journey toward becoming lifelong givers!



#### ★ Introduce the Generosity Giraffe stuffed animal and give students an opportunity to see, touch, and even talk to the stuffed animal.

The Generosity Giraffe visits us often in our classroom. You may even see him pop up at your desk! He's always looking for students who are generous. Let's take a look at him.

#### What do you notice about the Generosity Giraffe?

- He has glasses to see opportunities to be generous and to pay close attention to who is in front of him.
- His long neck helps him to be aware of the people near and far.
- And he has a bow tie because he likes to look snazzy!

Let's read our first story called *The Generosity Giraffe* and *The Giving Adventure*.

# Lesson 3 (continued)

## DISCOVER WITH FRIENDS

No page  
in student  
booklet for  
this lesson

### Story Time

#### DISCUSSION QUESTIONS

1. Was Jasper being generous at the beginning of the story? Why or not?
2. Who helped Jasper learn about kindness?
3. Is there someone in your life that has taught you about being kind and generous?
4. Why is it important to be generous?
5. Our Generosity Giraffe will stay in our classroom to help us learn throughout our adventure. But you get to create a Generosity Giraffe to take home. He'll remind you what it means to be generous and help you look for giving opportunities with your family!

#### GENEROSITY GIRAFFE ACTIVITY



Have your students:

- Color the giraffe.
- Cut it out.
- Glue the giraffe on a popsicle stick.
- If time allows, have students come to the front of the classroom and have their Generosity Giraffe tell the meaning of Generosity.



#### NOTES & IDEAS

---

---

---


---

---

---

---

---



# Lesson 4 HIT THE TRAIL



## Application Time



★ **LESSON PREPARATION:** Display Generosity images.

★  Start with Gratitude!

Now that we've all thought about what we're grateful for, let's HIT THE TRAIL and learn more about what it means to be generous!

## GENEROSITY CHEER

Let's talk about  
Generosity!  
To give, share, and  
show you care.  
There are 7 ways to  
Live generously!



I noticed some people being generous in our classroom recently. I want to tell you what I saw.

★  Share examples of students you noticed being generous.

---

---

---

---

---


---

---

# Lesson 4 (continued)

## HIT THE TRAIL

### Application Time



Today we're going to look for Generosity in pictures. Remember, someone who is generous chooses to give and share and show they care is a generous person.

I'm going to show you four pictures of different things happening. Your job is to look at the picture and decide if you see Generosity in the picture.

- ★ Before doing the activity as a class, model how to identify Generosity by thinking aloud. Example: I'm going to look for someone giving, sharing, or showing that they care. I notice the person in this picture is smiling at the other person. Smiles make people feel good. I love when people smile at me. I definitely see Generosity here!
- ★ Display one picture at a time and have students determine where they see Generosity. There can be more than one example of Generosity in each picture!




Is someone in the picture being generous through giving, sharing, or caring? Those pictures were great examples of the different opportunities we have to be generous.

I wonder what pictures we'd see if someone had a view of our classroom and looked for ways we choose to be generous with one another? Are there moments throughout your day when you can be generous at school — when you can give, share, or show you care?

- ★ Examples:
  - Sharing a ball on the playground.
  - Giving an extra snack to a friend.
  - Saying kind words.
  - Using manners.
  - Giving a friend a compliment.

Let's brainstorm some ways we can be generous to one another while we're at school.

- ★  Write down student ideas on the board and celebrate when they've come up with a big list! Close by challenging each student to choose one of the ideas they came up with to try this week. Have them report back to you afterward.

No page  
in student  
booklet for  
this lesson

## Lesson 5

# BE BOLD

### Live it Out



#### ★ LESSON PREPARATION:

- Have student Generosity Giraffe craft ready to send home.
- Have Adventure Companion ready to be sent home.



#### Start with Gratitude!

We've had such a great time learning about what Generosity means and how we can be generous.

We've met the Generosity Giraffe and we're just about ready to learn more about The 7 Ways of Living Generously! While our Generosity Giraffe stays in our classroom to help us learn throughout our adventure, you get to take home your Generosity Giraffe.

Your giraffe can remind you what it means to be generous. You can look for opportunities to be generous with your family!

When you show your Generosity Giraffe to your family tonight, tell them what it means to be generous:

To give, share, and show you care!

You can put your Generosity Giraffe on your refrigerator or in your bedroom. You can even take him on a journey with you when you go out somewhere with your family!



10

# GENEROUS STUDENTS™



Generous Students™ is filled with engaging films, tools for building habits of gratitude, rich stories, challenging reflections, and immediate opportunities to put the 7 Ways of Living Generously into practice.

Generous Students™ was created by the organization I Like Giving. I Like Giving exists to inspire the world to live generously. To learn more visit [ilikegiving.com](http://ilikegiving.com).

GENEROUSCLASSROOM.COM

# GENEROUS STUDENTS™

The Adventure  
starts with me!



**KINDERGARTEN**  
CHRISTIAN SCHOOLS



# GENEROUS STUDENTS™

**The Adventure  
starts with me!**

Generous Students™

Scripture quotation is taken from the Holy Bible,  
New International Version unless otherwise noted.

Copyright © 2023 by I Like Giving

Cover Design: Chelcea Cummings

All rights reserved. No part of this book may be reproduced or transmitted in any form or by any means, electronic or mechanical, including photocopying and recording, or by information storage or retrieval system, without permission in writing from I Like Giving.

Printed in the United States of America  
2023

# THIS BOOK BELONGS TO

## LOOK AHEAD AT THE ADVENTURE



**ADVENTURE 1**  
**WHAT IS GENEROSITY?**  
Page 4



**ADVENTURE 2**  
**GENEROUS THOUGHTS**  
Page ?



**ADVENTURE 3**  
**GENEROUS WORDS**  
Page ?



**ADVENTURE 4**  
**GENEROUS MONEY**  
Page ?



**ADVENTURE 5**  
**GENEROUS TIME**  
Page ?



**ADVENTURE 6**  
**GENEROUS INFLUENCE**  
Page ?



**ADVENTURE 7**  
**GENEROUS ATTENTION**  
Page ?



**ADVENTURE 8**  
**GENEROUS BELONGINGS**  
Page ?



**ADVENTURE 9**  
**GENEROUS GOD**  
Page ?



**ADVENTURE 10**  
**REVIEW OF THE 7 WAYS**  
Page ?



**PARENT & GUARDIAN**  
**RESOURCES**  
Page ?

## ADVENTURE 1

# WHAT IS GENEROSITY?

Meet the Generosity Giraffe





## Lesson 1

# ENTER THE ADVENTURE

## Gratitude Journal

Draw a person or thing you're grateful for today!  
If you want an extra challenge, write it out on the line.


Today, I'm grateful for...



Lesson 2

# EXPLORE THE BIBLE

## Scripture Connection



**God is Generous!**

**"For God so loved the world,  
that he gave his one and only son..."**

# HIT THE TRAIL

## Application Time

Let's talk about  
Generosity!  
To give, share,  
and show you  
care.

There are 7  
ways to live  
generously!





# Adventure Companion

A Grown Up's Guide to Generous Students™

## LESSON 1

# WHAT IS GENEROSITY?

Meet the Generosity Giraffe







## LESSON 1

# WHAT IS GENEROSITY?

ADVENTURE COMPANION • A Grown Up's Guide to Generous Students™

Welcome to Generous Students! Your child has begun a new adventure into the world of Generosity. After each lesson, you'll receive this Adventure Companion so know what was taught and how you can join in the life-changing journey of Generosity at home! Visit Generous Students for more information!



### Generous Learning: A Glimpse Into The Adventure

- We learned that "A grateful heart is the best place to start" and started a Gratitude Journal
- We defined Generosity and identified real life examples
- We made a Generosity Giraffe to bring home



### Generous Friends

Meet **The Generosity Giraffe!** He taught us what generosity means: to give, share and show you care.

Ask your child about our story "The Generosity Giraffe and the Giving Adventure."



### Generous Conversations: Family Discussion Starters

- What is Generosity?
- When were you generous to someone, and how did it make you feel?
- How does our family give, share and show we care?



### Generous Activities: Bring generosity home with these ideas!

- Have your child share his/her Generosity Giraffe with you and explain the meaning of Generosity. Keep the giraffe handy and encourage your child to share this with other family and friends that visit your home.
- Begin using the word "Generosity" in your family's daily conversations. You'll find that almost everything can be connected to the 7 Ways!
- Start a family Gratitude Journal or begin asking the question, "What are you thankful for today?" regularly at mealtime. This will spark great conversation and build a habit and heart of thankfulness.



### Generous Wisdom

**John 3:16:** "For God so loved the world, that he gave his one and only Son." God gave us Jesus, our Savior-our God is so Generous!



Learn more about  
Generous Classroom™ at  
[generousclassroom.com](http://generousclassroom.com)

Get inspiration, free downloads and  
supplemental ideas by following us on  
social media @GenerousClassroom

**GENEROSITY:**  
**To give, share and**  
**show you care.**



# GENEROUS STUDENTS™



Generous Students™ is filled with engaging films, tools for building habits of gratitude, rich stories, challenging reflections, and immediate opportunities to put the 7 Ways of Living Generously into practice.

Generous Students™ was created by the organization I Like Giving. I Like Giving exists to inspire the world to live generously. To learn more visit [ilikegiving.com](http://ilikegiving.com).

GENEROUSCLASSROOM.COM